

Biofuels and Sustainable Chemistry *Just Meeting in Biorefineries or More Synergies?*

Dirk Carrez



A European Technology Platform for Sustainable Chemistry




Structure of SusChem ETP


Member States Mirror Groups



Industrial Biotechnology



Materials Technology



Reaction & Process Design



Horizontal Issues Group




Process

Vision



March 2005

Strategic Research Agenda



November 2005


























Implementation Action Plan



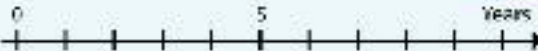




























December 2006

[For more information: www.suschem.org](http://www.suschem.org)

More sustainable, more efficient and cheaper liquid biofuels production

Action and timeline	HR	Distribution	Amount	Type	IAP-related	Activities
Improved biomass fermentation to liquid fuels						
 <p>0 5 Years</p>						
<p>Microbial metabolic pathways, metabolic engineering to expand substrate usage spectrum (C5 sugars) of microorganisms.</p>					Bioeconomy	
<p>Effective control (on, at and in-line sensing) and modelling.</p>					Bioeconomy	
<p>Intensify and optimize continuous process bioreactor systems to validate the activity of selected strains.</p>					Bioeconomy	
<p>Improve downstream processing.</p>					Bioeconomy	
		Bioethanol				
<p>Improve hydrolysis of lignocellulose.</p>					Transport Bioeconomy	

Biorefinery concept

Action and timeline	HR	Distribution	Amount	Type	IAP-related	Activities
Strategies for sustainability and competitiveness						
 <p>0 5 Years</p> <p>Define criteria for sustainability along the value chain</p> <p>New business models for biorefineries linked with rural development</p>	 	 	 	   	SPPD Energy	
Improvement of biorefining technologies						
Improved component separation (with low energy input)					Energy Transport	
Define criteria for sustainability along the value chain				 	Energy Transport	
Integrate biorefinery concept and products (building blocks) into existing chemical industry				  	SPPD Energy	

Alignment with Framework Programme 7


“Knowledge based bio-economy”

→ DG Research, Directorate E “Food, Agriculture and Biotechnology”

“Renewable fuel production”

→ DG Research, Directorate J “Energy”

Alignment with MS: ERA-net IB



Partners ERA-IB



NWO – The Netherlands



BMBF / PTJ - Germany



MEC / FECyT - Spain



SCO-MOH / MOST - Israel



ADEME -France



DTI - UK



CNMP - Romania



MES / TUL - Poland



FCT - Portugal



DRA - Denmark



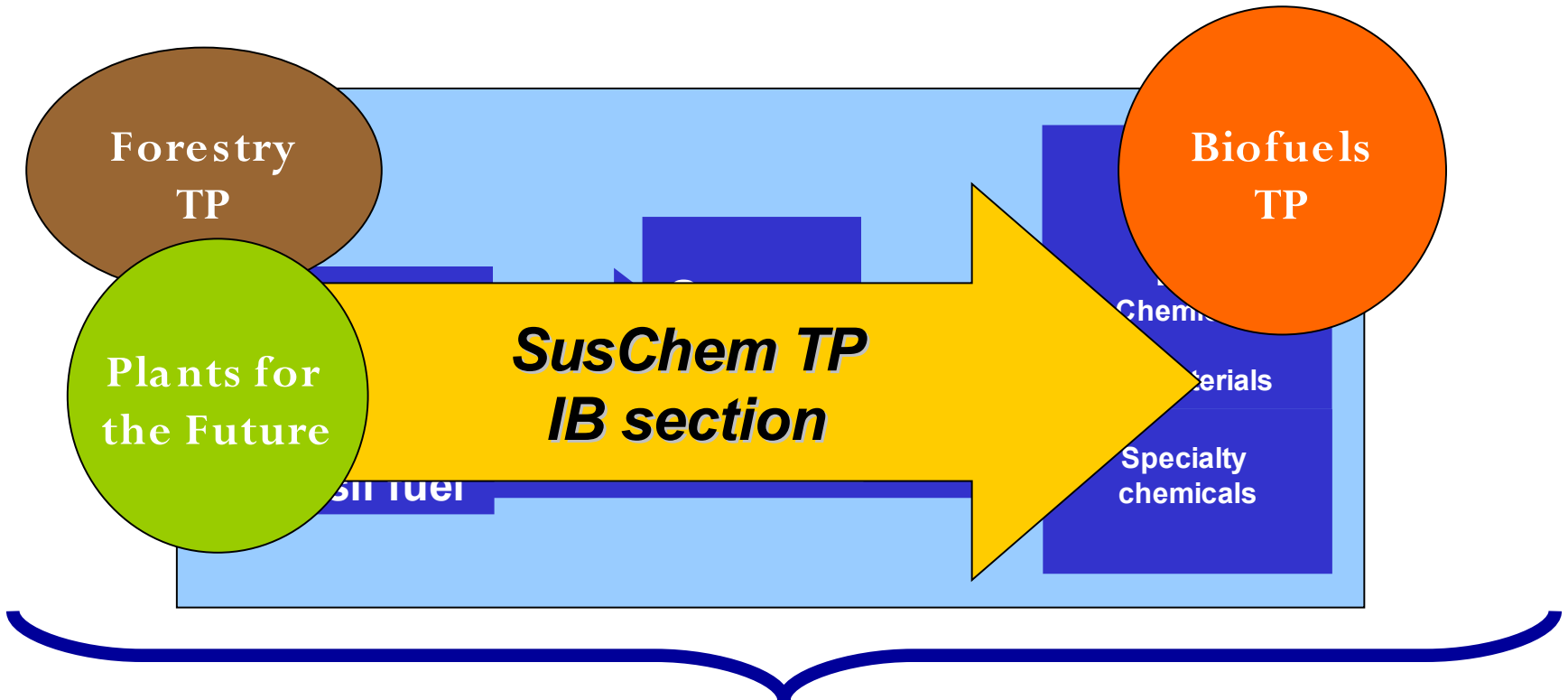
MSES - Croatia



BelSPO - Belgium

Observers: Slovenia, Norway, Finland, Sweden

Alignment with other ETPs: KBBE-ETP network



- « **Integrated Biorefinery** » concept
(research, pilot plants, demonstration projects,
...)

- **Lead Market Initiative for Biobased Products**

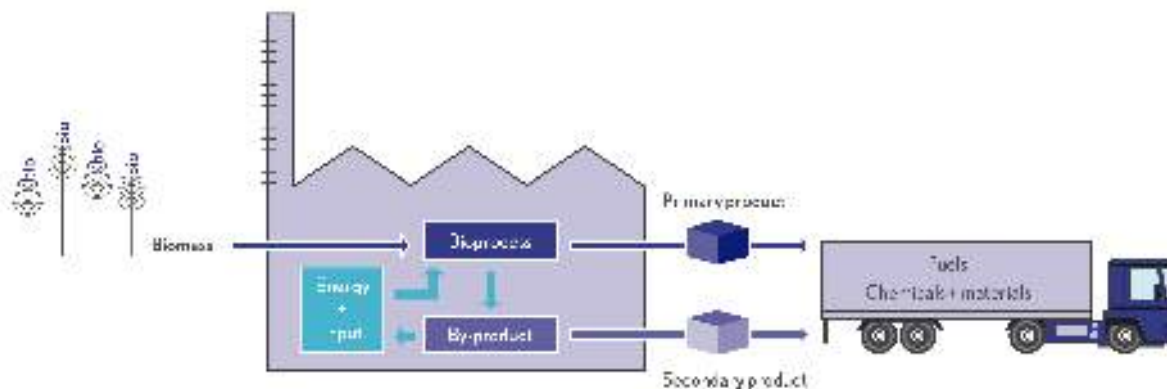


The integrated diversified Biorefinery

An integrated cluster of bio-industries, using a variety of different technologies to produce chemicals, biofuels, food ingredients and power from biomass raw materials

Visionary Project: The integrated biorefinery

- The focus of the visionary project 'Integrated biorefinery' is:
 - providing access to industrial facilities for research and demonstration stage
 - reducing both lead time and investment for product development
 - using all fractions of biomass to produce the highest value possible in an eco-efficient way



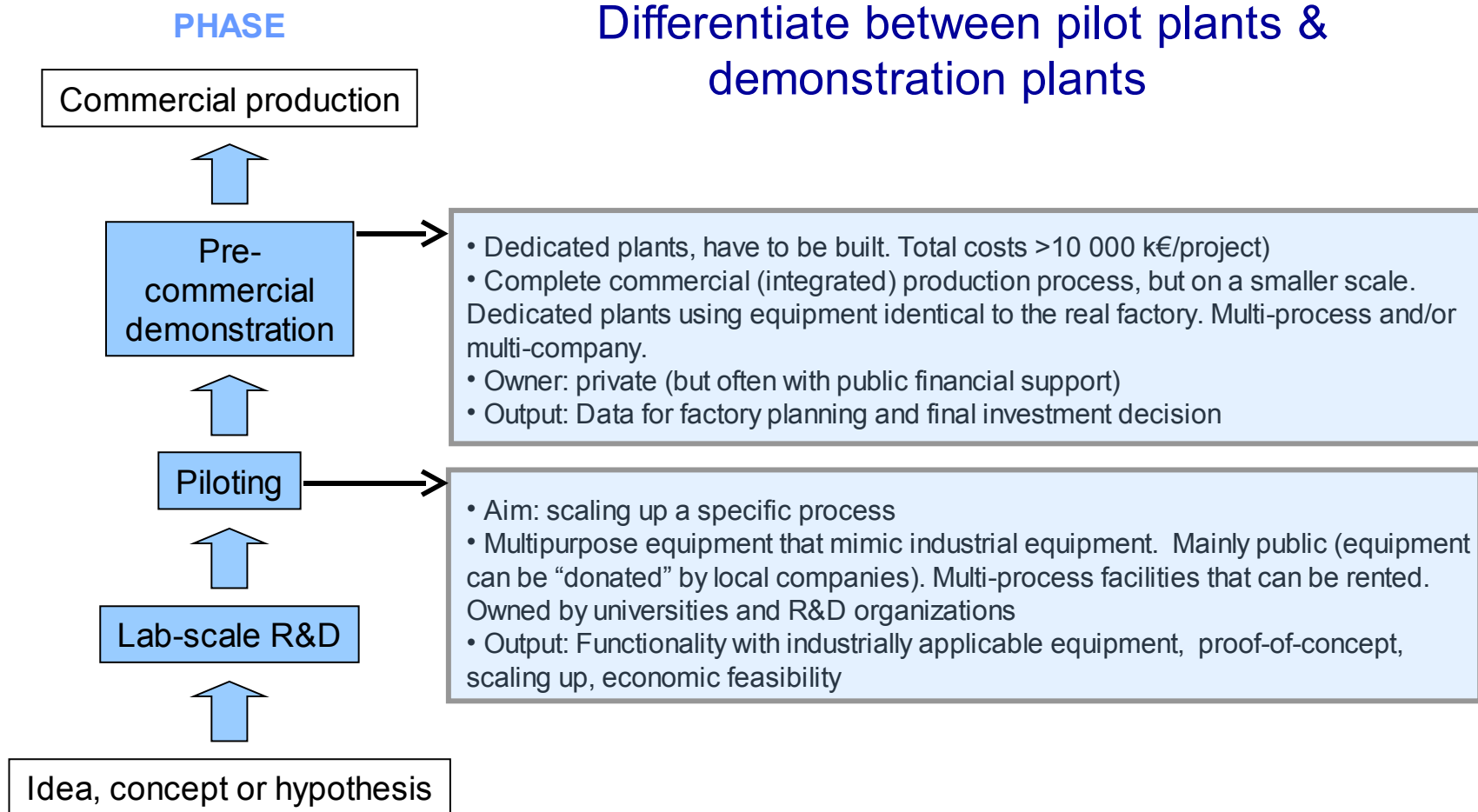
Visionary Project: The integrated biorefinery

- **Joint working group on biorefinery is being created with experts from 4 ETPs: SusChem, Plant for the Future, Forestry and Biofuels**
- **First experts' workshop on 7 June 2007 :**
 - **Develop a common strategy for the development of biorefineries in Europe**
 - **Improve access to funding for research & “proof of concept” to pilot scale facilities**
 - **Need for research infrastructures & demonstration plant**




Conclusions (1)

Differentiate between pilot plants & demonstration plants



Public funding for biorefineries



EuropaBio: supporting biorefinery development

Set up EU-wide demonstration project(s)

→ **Integrated, diversified and zero-waste biorefinery**

- Support the development of flexible research-oriented pilot plants
- Develop funding schemes in Europe for “multiple company consortia” to build small scale “first of a kind” plants

The SET plan

- Key EU technology challenges for the next 10 years to **meet the 2020 targets**:
 - Make second generation biofuels competitive alternatives to fossil fuels, while respecting the sustainability of their production
- Key EU technology challenges for the next 10 years to **meet the 2050 vision**:
 - Bring the next generation of renewable energy technologies to market competitiveness;

The SET plan



TECHNOLOGY AVENUE	DESCRIPTION	POTENTIAL	ADDITIONAL IMPACT				BARRIERS	NEEDS
			Environment		SES	Competitiveness		
	1) Sector 2) Current market share 3) State of the Art	1) Baseline scenario 2) Potential penetration 3) Potential breakthroughs	CO ₂ avoided (Mt)	Mitigation cost (€/t CO ₂)	Fossil fuel savings (Mtoe)	Additional cost of energy (%)		
BIOFUELS	1) Transport	1) 2020: 7-8% of transport petrol & diesel demand	15-40 (2020)	150-160 (2020)	10-25 (2020)	1.5-3.5 (2020)	No structural barriers Biomass availability and sustainability (including allocation between energy sectors and competition with non-energy sector)	Reinforced and formalized public support for R&D at national and EU levels Funding mechanisms for large-scale demonstration initiatives Enhanced national consistency regulations and policies at EU levels
	2) 3.9 Mtpa of biofuels in 2025	2030: 9.5% of transport petrol & diesel demand	45-75 (2030)	90 (2030)	20-40 (2030)	2.0-3.5 (2030)		
	3) 1st generation: Commercial 2nd generation: pilot scale demonstrated	2) 2025: 10-14% of transport petrol & diesel demand 2030: 15-20% of transport petrol & diesel demand 3) 2nd generation large scale demonstration by 2015	375-810 (2010-2030)	150-125 (2010-2030)	100-450 (2010-2030)			

Example from the US



Thank you

Dirk Carrez

d.carrez@europabio.org



A European Technology Platform for Sustainable Chemistry

